






A - OFFICIALS' SIGNALS



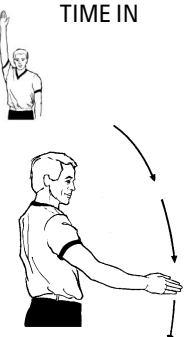

A.1 The hand signals illustrated in these rules are the only official signals. They must be used by all officials in all games.

A.2 It is important that the table officials are also familiar with these signals.





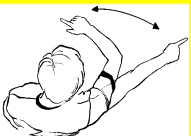
I. SCORING

<p>1 ONE POINT</p>  <p>One finger, 'flag' from wrist</p>	<p>2 TWO POINTS</p>  <p>Two fingers, 'flag' from wrist</p>	<p>3 THREE-POINTS ATTEMPT</p>  <p>Three fingers (extended)</p>	<p>4 THREE-POINTS SUCCESSFUL SHOT</p>  <p>Three fingers (extended) on each hand</p>	<p>5 CANCEL SCORE OR CANCEL PLAY</p>  <p>Scissor-like action with arms, once across chest</p>
---	---	---	---	--

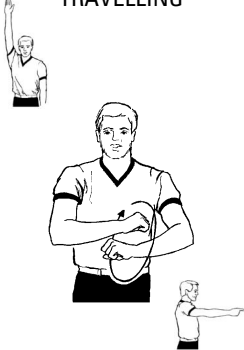

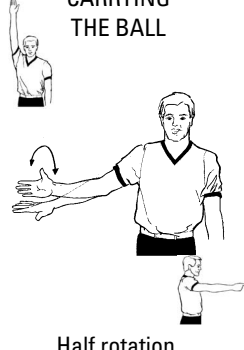




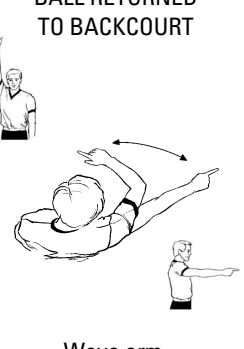


II. CLOCK-RELATED

<p>6 STOP CLOCK (blowing whistle simultaneously) OR DO NOT START CLOCK</p>  <p>Open palm</p>	<p>7 STOP CLOCK FOR FOUL (blowing whistle simultaneously)</p>  <p>One clenched fist, other palm down pointing to offender's waist</p>	<p>8 TIME IN</p>  <p>Chop with hand</p>	<p>9 TWENTY-FOUR SECOND RESET</p>  <p>Rotate hand, index finger extended</p>
---	--	--	---

III. ADMINISTRATIVE













<p>10 SUBSTITUTION (blowing the whistle simultaneously)</p>  <p>Cross forearms</p>	<p>11 BECKONING-IN</p>  <p>Open palm, wave towards the body</p>	<p>12 CHARGED TIME-OUT (blowing whistle simultaneously)</p>  <p>Form T, index finger showing</p>	<p>13 COMMUNICATION BETWEEN OFFICIALS AND TABLE OFFICIALS</p>  <p>Thumb up</p>	<p>14 VISIBLE COUNT (Five and eight seconds)</p>  <p>Fingers showing counting</p>
---	--	---	--	--

IV. TYPE OF VIOLATIONS












<p>15</p> <p>TRAVELLING</p>  <p>Rotate fists</p>	<p>16</p> <p>ILLEGAL DRIBBLE OR DOUBLE DRIBBLING</p>  <p>Patting motion</p>	<p>17</p> <p>CARRYING THE BALL</p>  <p>Half rotation, forward direction</p>	<p>18</p> <p>THREE SECONDS</p>  <p>Arm extended, show 3 fingers</p>
<p>19</p> <p>FIVE SECONDS</p>  <p>Show 5 fingers</p>	<p>20</p> <p>EIGHT SECONDS</p>  <p>Show 8 fingers</p>	<p>21</p> <p>TWENTY-FOUR SECONDS</p>  <p>Fingers touch shoulder</p>	<p>22</p> <p>BALL RETURNED TO BACKCOURT</p>  <p>Wave arm, index finger pointing</p>
<p>23</p> <p>DELIBERATE FOOT BALL</p>  <p>Point finger to the foot</p>	<p>24</p> <p>OUT-OF-BOUNDS AND/OR DIRECTION OF PLAY</p>  <p>Point finger parallel to sidelines</p>	<p>25</p> <p>JUMP BALL SITUATION</p>  <p>Thumbs up followed by point finger in direction of possession arrow</p>	

V. REPORTING A FOUL TO THE SCORER'S TABLE (3 Steps)




STEP 1 - NUMBER OF PLAYER

<p>26</p> <p>No. 4</p> 	<p>27</p> <p>No. 5</p> 	<p>28</p> <p>No. 6</p> 	<p>29</p> <p>No. 7</p> 
<p>30</p> <p>No. 8</p> 	<p>31</p> <p>No. 9</p> 	<p>32</p> <p>No. 10</p> 	<p>33</p> <p>No. 11</p> 
<p>34</p> <p>No. 12</p> 	<p>35</p> <p>No. 13</p> 	<p>36</p> <p>No. 14</p> 	<p>37</p> <p>No. 15</p> 



STEP 2 - TYPE OF FOUL

<p>38</p> <p>ILLEGAL USE OF HANDS</p>  <p>Strike wrist</p>	<p>39</p> <p>BLOCKING (offence or defence)</p>  <p>Both hands on hips</p>	<p>40</p> <p>EXCESSIVE SWINGING OF ELBOWS</p>  <p>Swing elbow backwards</p>	<p>41</p> <p>HOLDING</p>  <p>Grasp wrist downward</p>
<p>42</p> <p>PUSHING OR CHARGING WITHOUT THE BALL</p>  <p>Imitate push</p>	<p>43</p> <p>CHARGING WITH THE BALL</p>  <p>Clenched fist, strike open palm</p>	<p>44</p> <p>BY TEAM IN CONTROL OF THE BALL</p>  <p>Point clenched fist towards basket of offending team</p>	<p>45</p> <p>DOUBLE</p>  <p>Wave clenched fists</p>
<p>46</p> <p>TECHNICAL</p>  <p>Form T, palm showing</p>	<p>47</p> <p>UNSPORTSMANLIKE</p>  <p>Grasp wrist upward</p>	<p>48</p> <p>DISQUALIFYING</p>  <p>Clenched fists</p>	

STEP 3 - NUMBER OF FREE THROW(S) AWARDED

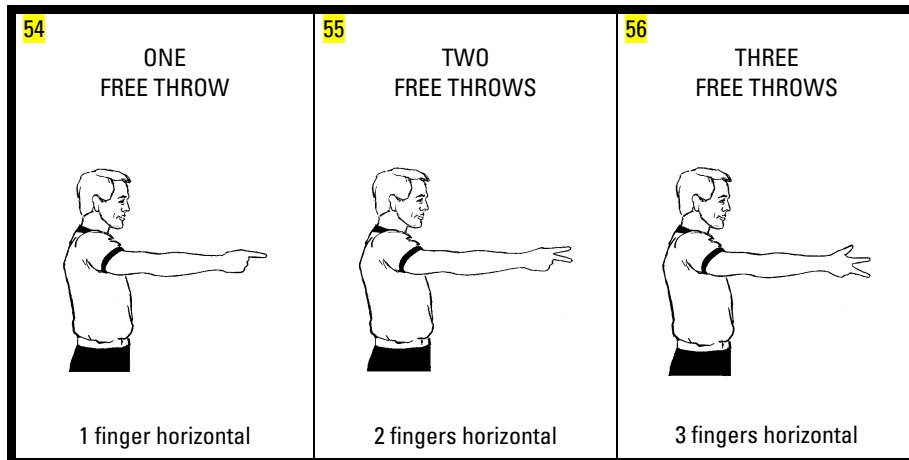
<p>49</p> <p>ONE FREE THROW</p>  <p>Hold up 1 finger</p>	<p>50</p> <p>TWO FREE THROWS</p>  <p>Hold up 2 fingers</p>	<p>51</p> <p>THREE FREE THROWS</p>  <p>Hold up 3 fingers</p>
---	---	--

OR
- DIRECTION OF PLAY

<p>52</p>  <p>Point finger, arm parallel to sidelines</p>	<p>53</p> <p>AFTER FOUL BY TEAM IN CONTROL OF THE BALL</p>  <p>Clenched fist, arm parallel to sidelines</p>
--	--

VI. FREE-THROW ADMINISTRATION (2 Steps)

STEP 1 - INSIDE THE RESTRICTED AREA



STEP 2 - OUTSIDE THE RESTRICTED AREA




Diagram 7 Officials' signals